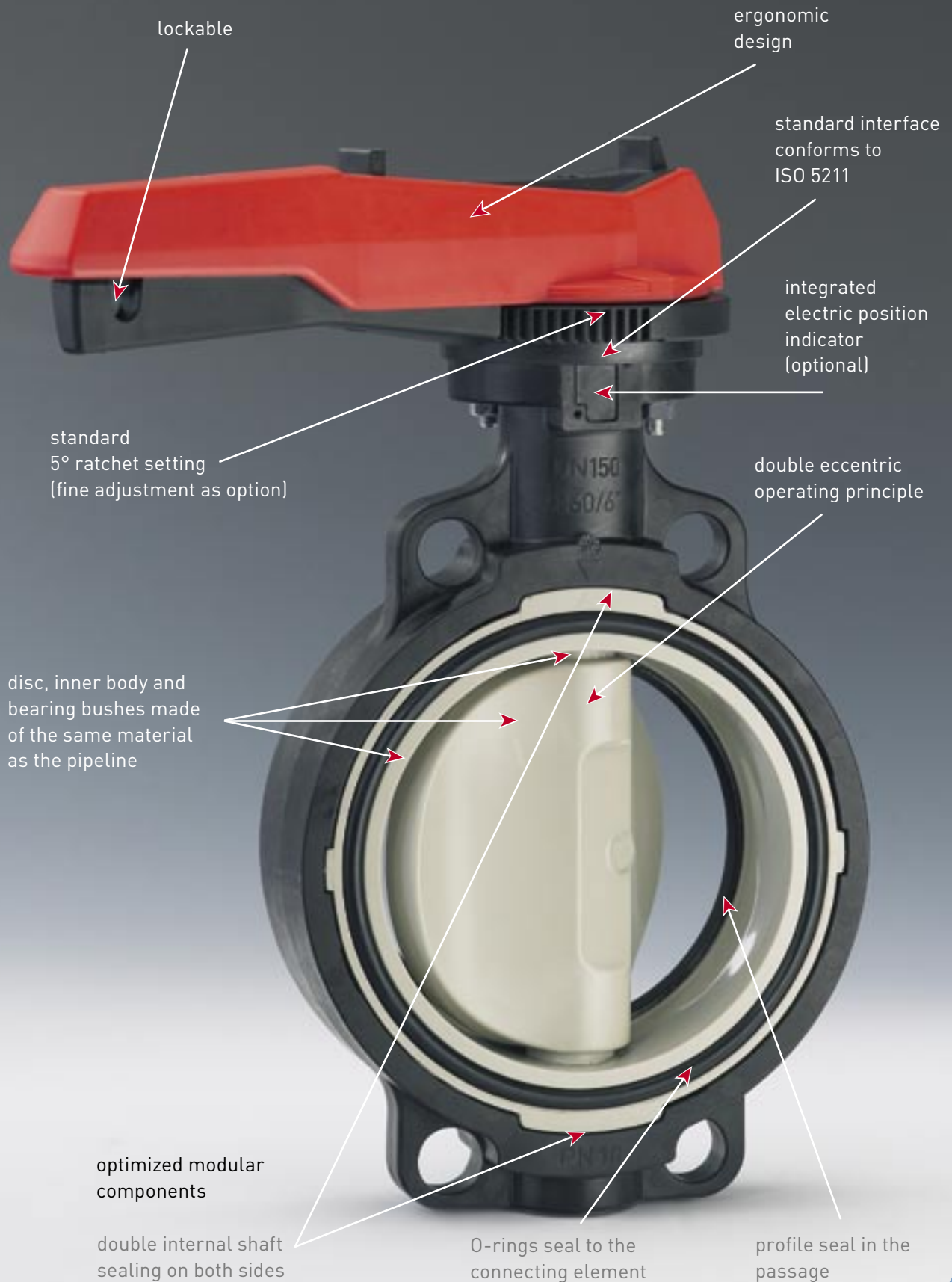


Targeted ►
technology
and know-how

The new
butterfly valves
type 567 and 568

➤ A winner in every detail



One system - many options

Georg Fischer presents the new 567/568 type series of butterfly valves with a comprehensive range of products and a multitude of interesting combination possibilities. We can offer you, for example, manual valves with hand lever or reduction gear. The program also includes pneumatically or electrically actuated valves from DN50 to DN200.

Our system's modular design principle allows you to exchange individual system components – fast, easily and at very little expense. You also have a choice of materials: PVC-U, PVC-C, ABS, or β -PP-H and PVDF. Our standard sealing materials are EPDM and FPM, but other materials are available on request.

All the customary installation pipe standards are supplied:

- metric: DIN, EN, ISO
- inch: BS, ASTM
- JIS (only wafer-type valves)

With this wide range of products to choose from you can always be sure of having the best possible solution for your application.

The new butterfly valves type 567/568 from Georg Fischer Piping Systems conform to the following international standards:

prEN ISO 16136
Industrial valves – butterfly valves in thermoplastic materials

ISO 9393
Thermoplastic valves – pressure test methods and requirements

EN 558
Face-to-face length of butterfly valves corresponds to EN 558

Approvals pending:
DIBt, NSF61, TA Luft



Standard
Lug-type butterfly valve/
end installation
Type 568

Standard
Wafer-type butterfly
valve
Type 567

Butterfly valve
with fine adjustment

Butterfly valve
with reduction gear

Butterfly valve
with pneumatic actuator
– single acting

Butterfly valve
with pneumatic actuator
– double acting; optional
manual override

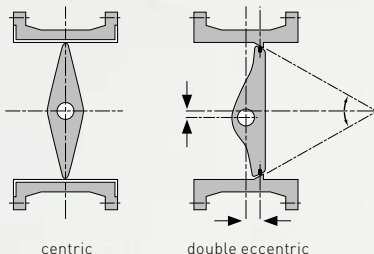
Butterfly valve with
electric actuator;
optional manual
override and electric
position indicator

The new butterfly valves type 567/568 from

The name Georg Fischer stands for reliability and longevity and has done so for over 200 years. Our products guarantee quality, innovation and functionality. These qualities have also been incorporated in the design of our new butterfly valves type 567/568. You will find innovative ideas in every detail and all designed to meet your specific needs and requirements – from a safety, technical and business point of view.

Double eccentric operating principle

Making a statement is important. Especially when you do it with innovative details – like our new type 567/568 butterfly valves. Double eccentricity is the answer.



Most butterfly valves are built according to a centric operating principle, ours have a double eccentric design. This means the disc doesn't touch the seal in the open position, thus ensuring good frictional behavior and less wear and tear. In addition, the double eccentric design protects our butterfly valves even better against pressure surges. So they have a longer service life and require less maintenance.

Integrated electric position indicator

Now, you have a clear overview of your system at all times. Thanks to our integrated electric position indicator, you always know which valves are open and which are closed and this contributes greatly to your and your operators' safety. The electric position indicator integrated in the mounting flange is a totally new feature for butterfly valves. Our feedback concept includes a choice of five different types of limit switches perfectly suited to your needs.

Lower actuation torque

Our new butterfly valves have an actuation torque which is up to 50% lower than that of our previous model or that of our competitors. They are therefore easier to operate and you can use smaller, more economical actuators. Since the actuation torque largely depends on the internal pressure – usually between 3 and 6 bar – our new butterfly valves are ideal for precisely this pressure range. The maximum allowable nominal pressure at 20°C is 10 bar.

Optimized modular components

We practice quality. That's why we look at each sealing function separately, optimizing each seal according to its particular function.



from GF Piping Systems



The new butterfly valves in the dimensions DN 50 to DN 200 have a modular design, offering you a wide range of products to choose from. Our attention to detail sets new standards in regard to economic efficiency, safety and long service life.

We have used three separate sealing elements here:

- ▶ exterior seal: double, internal shaft seal on both sides of disc to protect against external leakage
- ▶ connecting element seal: standard O-rings
- ▶ disc seal: specially engineered profile seal

Reduced permeation

All the butterfly valve components that come into contact with the medium, such as disc, inner bodies and bearing bushes, are manufactured of the corresponding pipe material. Your benefit: excellent corrosion and chemical resistance.

New design of functional hand lever

The type 567/568 butterfly valves have been designed taking every detail into consideration, even the hand lever. The following features guarantee even more safety:

- ▶ On standard versions, the indexing is in increments of 5 degrees. There are always six teeth engaged between the ratchet and the index plate. This ensures accurate and safe positioning of the lever.
- ▶ With the fine adjustment option, the disc can be opened at any angle between 0° and 90°.
- ▶ The opening angle is clearly indicated in degrees on the index plate.
- ▶ The hand lever is lockable to prevent it from being moved.
- ▶ The hand lever is made of high strength PPGF (polypropylene, fiberglass reinforced).



The profile seal has been specially engineered for the double eccentric operating principle.

The use of standard O-rings for sealing the pipeline makes installation easy. No displacement, falling out or folding over – as is often the case with other sealing systems.



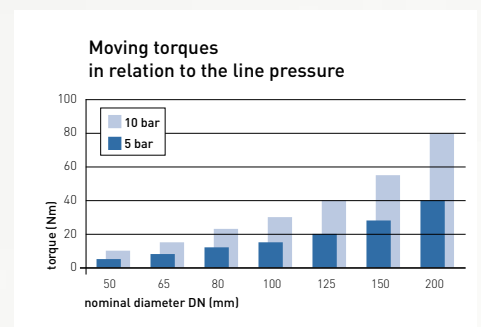
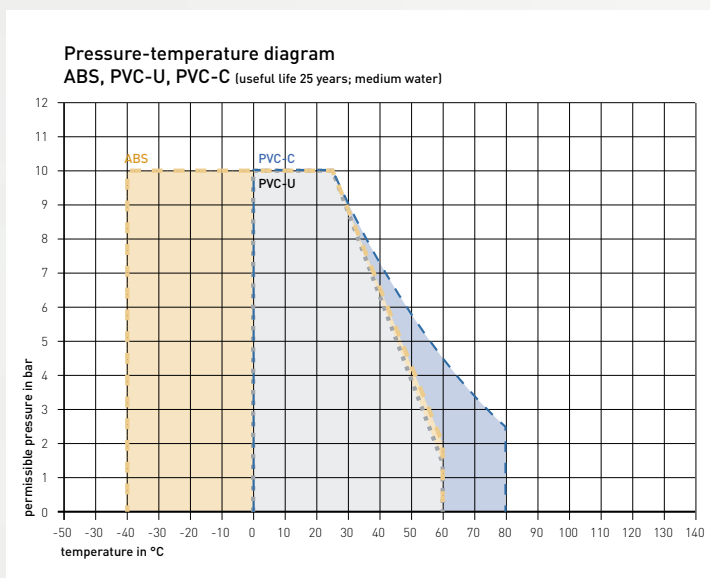
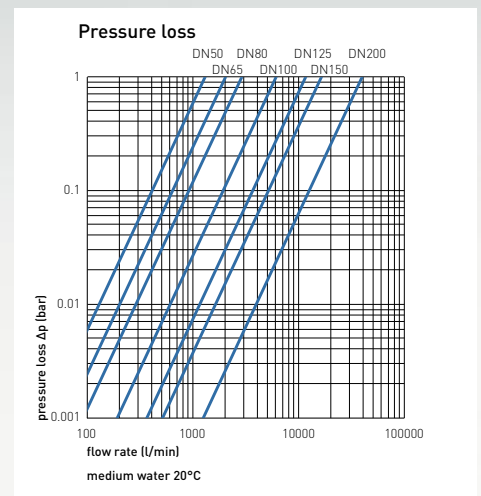
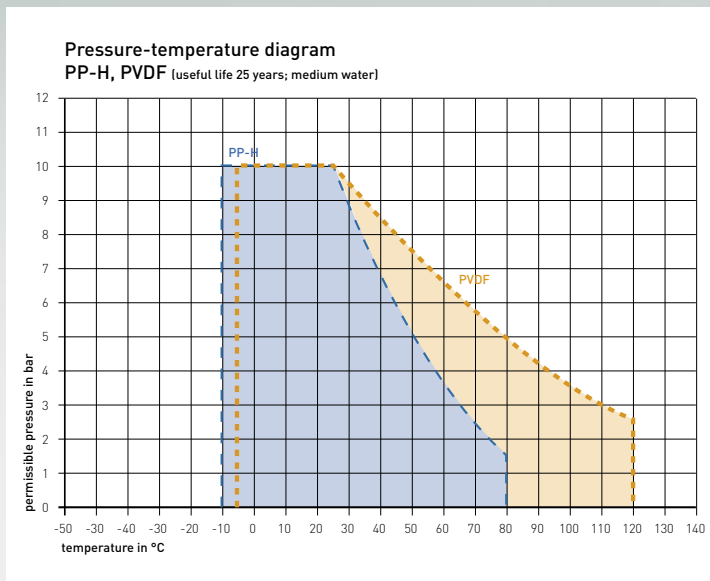
By integrating the position indicator in the mounting flange, the valve design was kept small and compact.

The ergonomic and practical design, compactness, and robust material of the hand lever makes it very operator friendly.



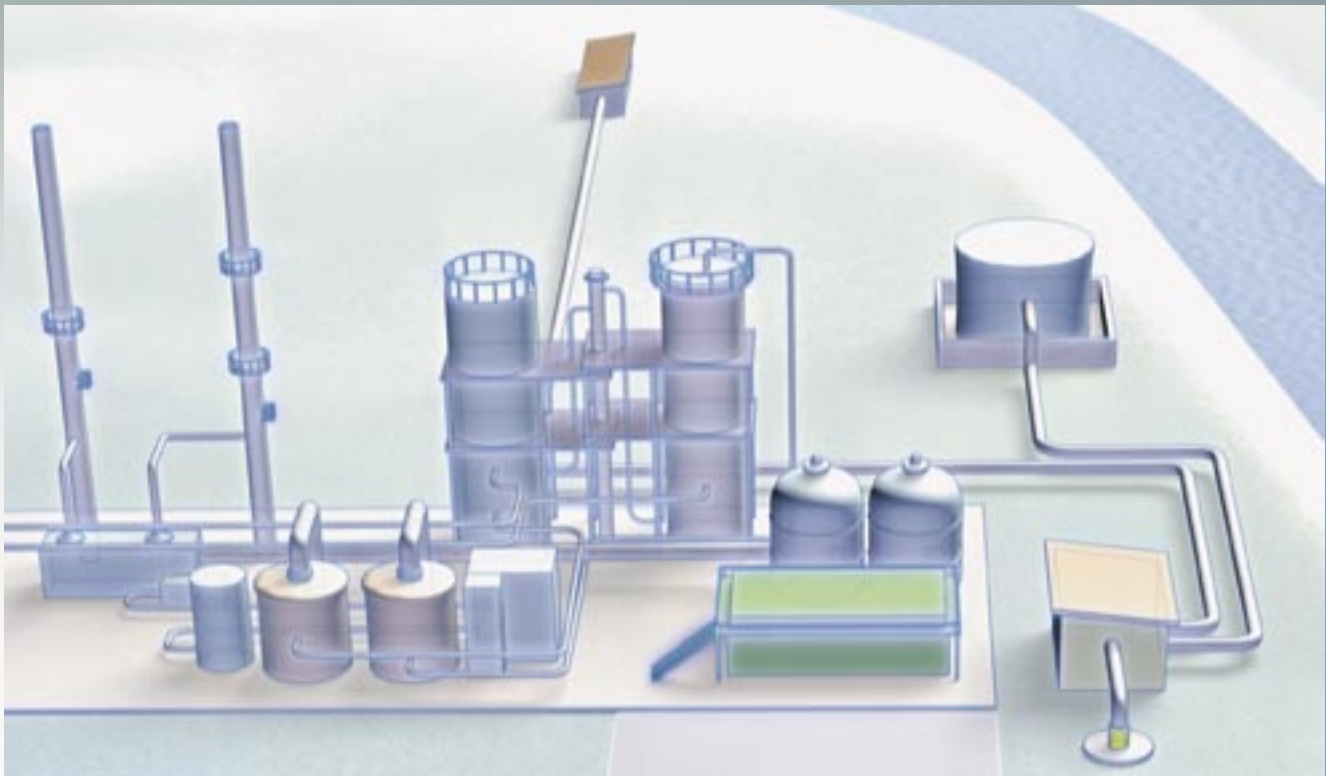
The proven concept of double, bi-directional sealing against leakage has been implemented which provides maximum reliability and safety. Due to the use of O-rings in standard dimensions, an economical solution with high-quality elastomers has been realized.

Application data for butterfly valves type 567/568



For non-GF actuators, breakaway torques 2.5 to 4 times the value of the moving torque must be taken into consideration, depending on the application conditions (e.g. control time, medium, temperature, etc.).

Application areas for our butterfly valves



Industrial water treatment, potable water treatment, swimming pools, aquariums, water parks and waste water technology are typical areas of application for butterfly valves from Georg Fischer Piping Systems. Extremely aggressive media needs to be transported in most applications in the chemical industry, chemical distribution, electroplating and in power plants. The combination of aggressive chemicals and conveyed solids often leads to abrasion and corrosion problems, especially for butterfly valves.

Georg Fischer Piping Systems offers its innovative butterfly valves in PVC-U, PVC-C, ABS, β -PP-H and PVDF; the sealing materials EPDM and FPM are standard. In this way, you have the right material for your respective application and medium.

Plastics have the following advantages over metals:

- high resistance to abrasion and corrosion
- lightweight
- very smooth surfaces

The excellent corrosion resistance to aggressive media and external influences prolongs the service life of our butterfly valves.

The extremely smooth surfaces of plastics also have a positive effect on service life because there is less deposit on the surfaces. This means you may also benefit from lower maintenance costs. Plastics also offer easy handling, especially with the time-tested jointing methods developed by Georg Fischer, so assembly is fast and your installation costs are kept low.

From development to manufacturing – highest quality guaranteed



The materials and valves are continuously subjected to testing, thus complying with the stringent quality standards of Georg Fischer Piping Systems.



Regular quality inspections are done with state-of-the-art equipment in Georg Fischer's EN ISO IEC 17025 accredited test lab.



A 100% leakproof and function test ensures maximum safety and reliability.

The technical data are not binding and not expressly warranted characteristics of the goods. They are subject to change. Our General Conditions of Sale apply.

www.type567.georgfischer.com

Australia

Georg Fischer Pty Ltd
Kingsgrove NSW 2008
Phone +61(0)2/95 54 39 77
australia.ps@georgfischer.com
www.georgfischer.com.au

Austria

Georg Fischer
Rohrleitungssysteme GmbH
3130 Herzogenburg
Phone +43(0)2782/856 43-0
austria.ps@georgfischer.com
www.georgfischer.at

Belgium / Luxembourg

Georg Fischer NV/SA
1070 Bruxelles/Brüssel
Phone +32(0)2/556 40 20
be.ps@georgfischer.com
www.georgfischer.be

Brazil

Georg Fischer Ltda
04795-100 São Paulo
Phone +55(0)11/5687 1311
br.ps@georgfischer.com

China

Georg Fischer
Piping Systems Ltd Shanghai
Pudong, Shanghai 201319
Phone +86(0)21/58 13 33 33
china.ps@georgfischer.com
www.cn.piping.georgfischer.com

Denmark / Iceland

Georg Fischer A/S
2630 Taastrup
Phone +45 (0)70 22 19 75
info.dk.ps@georgfischer.com
www.georgfischer.dk

France

Georg Fischer S.A.S.
93208 Saint-Denis Cedex 1
Phone +33(0)1/492 21 34 1
fr.ps@georgfischer.com
www.georgfischer.fr

Germany

Georg Fischer GmbH
73095 Albershausen
Phone +49(0)7161/302-0
info.de.ps@georgfischer.com
www.vgd.georgfischer.de

Georg Fischer DEKA GmbH
35232 Dautphetal-Mornshausen
Phone +49(0)6468/915-0
deka.ps@georgfischer.com
www.dekapipe.de

India

Georg Fischer Piping Systems Ltd
400 093 Mumbai
Phone +91(0)22/2820 2362
in.ps@georgfischer.com

Italy

Georg Fischer S.p.A.
20063 Cernusco S/N (MI)
Phone +3902/921 861
it.ps@georgfischer.com
www.georgfischer.it

Japan

Georg Fischer Ltd
556-0011 Osaka,
Phone +81(0)6/6635 2691
jp.ps@georgfischer.com
www.georgfischer.jp

Malaysia

Georg Fischer (M) Sdn. Bhd.
47500 Subang Jaya
Phone +60 (0)3-8024 7879
conne.kong@georgfischer.com.my

Middle East

Georg Fischer Piping Systems
Dubai, United Arab Emirates
Phone +971 4 289 41 20
gfdubai@emirates.net.ae
www.piping.georgfischer.com

Netherlands

Georg Fischer N.V.
8161 PA Epe
Phone +31(0)578/678 222
nLps@georgfischer.com
www.georgfischer.nl

Norway

Georg Fischer AS
1351 Rud
Phone +47(0)67 18 29 00
no.ps@georgfischer.com
www.georgfischer.no

Poland

Georg Fischer Sp. z o.o.
02-226 Warszawa
Phone +48(0)22/313 10 50
poland.ps@georgfischer.com
www.georgfischer.pl

Romania

Georg Fischer
Rohrleitungssysteme AG
70000 Bucharest - Sector 1
Phone +40(0)1/222 91 36
ro.ps@georgfischer.com

Singapore

Georg Fischer Pte Ltd
528 872 Singapore
Phone +65(0)67 47 06 11
sgp.ps@georgfischer.com
www.georgfischer.com.sg

Spain / Portugal

Georg Fischer S.A.
28046 Madrid
Phone +34(0)91/781 98 90
es.ps@georgfischer.com
www.georgfischer.es

Sweden / Finland

Georg Fischer AB
12523 Älvsjö-Stockholm
Phone +46(0)8/506 775 00
info.se@georgfischer.com
www.georgfischer.se

Switzerland

Georg Fischer
Rohrleitungssysteme [Schweiz] AG
8201 Schaffhausen
Phone +41(0)52 631 30 26
ch.ps@georgfischer.com
www.piping.georgfischer.ch

Taiwan

Georg Fischer Ltd.
2F, No. 88, Hsing Te Road
San Chung City
Taipei Hsien, Taiwan (R.O.C.)
Phone +886 2 8512 2822
Fax +886 2 8512 2823

United Kingdom / Ireland

Georg Fischer Sales Limited
Coventry, CV2 2ST
Phone +44(0)2476 535 535
uk.ps@georgfischer.com
www.georgfischer.co.uk

USA / Canada / Latin America / Caribbean

Georg Fischer Inc.
Tustin, CA 92780-7258
Phone +1(714) 731 88 00
Toll Free 800/854 40 90
us.ps@georgfischer.com
www.us.piping.georgfischer.com

Export

Georg Fischer
Rohrleitungssysteme [Schweiz] AG
8201 Schaffhausen
Phone +41(0)52 631 11 11
export.ps@georgfischer.com
www.piping.georgfischer.com

GMST 5885/4 (10.05)

© Georg Fischer Piping Systems Ltd.
8201 Schaffhausen/Switzerland, 2005
Printed in Switzerland

+GF+

GEORG FISCHER
PIPING SYSTEMS